

MBS SIX PAK



KIT INCLUDES

Scope Leveler/Gun Leveler | Daylight Target | Deluxe Case
Shotgun Adapter | .22 - .50 Tool Kit | 12 Pack 393 Batteries

MBS-PAK

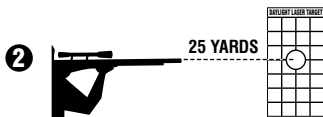



www.LASERLYTE.com

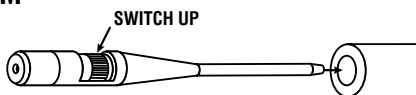
MBS ACCESSORY KIT

DAYLIGHT LASER TARGET INSTRUCTIONS

- 1 REMOVE BORE TOOL FROM BARREL and sight in your gun at 100 yards.
- 2 After shooting at the range put the target out 25 Yrds.
- 3 FIRST UNLOAD FIREARM and then put bore tool in barrel with the switch up.
- 4 Record position of laser dot when cross hairs are in the center on Data sheet. (see reverse)
- 5 Store with target and check firearm when needed.



3 UNLOAD FIREARM

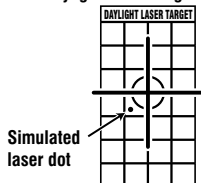


4

DAYLIGHT LASER TARGET DATA SHEET

Type of Firearm	Type of Ammunition	Laser Position	
		Elevation	Windage
<i>Ram. Mod. 700 30-06</i>	<i>Fed 150gr BT SP</i>	<i>Low 1"</i>	<i>Left 1"</i>
<i>Ruger M-77 270</i>	<i>Win 100gr SP</i>	<i>High 1"</i>	<i>Right 2"</i>

Daylight Laser Target



DAYLIGHT LASER TARGET DATA SHEET

Type of Firearm	Type of Ammunition	Laser Position	
		Elevation	Windage

MBS ACCESSORY KIT

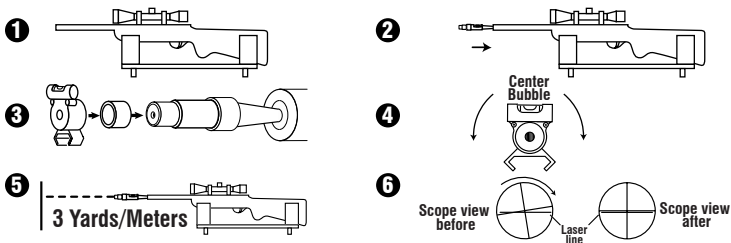
Gun Leveler

- 1 Slide gun leveler onto top scope rail.
- 2 Use the bubble level and adjust gun so bubble is between lines. Secure gun, mount scope and follow scope leveling directions.



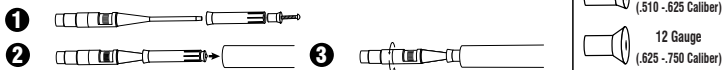
Scope Leveler Adapter

- 1 UNLOAD FIREARM! Secure firearm in a rest and make level.
- 2 Follow 1-3 Sight-In Steps.
- 3 Put the adapter with ring over the end of the bore tool.
- 4 Adjust bubble between the two lines.
- 5 Turn on laser and shine on wall 3 yards/meters away.
- 6 Adjust cross hairs until they are parallel with red laser line.
- 7 Tighten down scope rings, pull off scope leveler and proceed to Sight-In steps.



Shotgun Adapter

- 1 UNLOAD FIREARM! Insert bore tool into the shotgun adapter and thread into screw.
- 2 Put into shotgun barrel.
- 3 Hold shotgun adapter and twist the bore sighter until a snug fit.
- 4 Once snug follow instructions for Sight-In steps.



WARRANTY:
Three year
limited warranty



30 N. Alamos Drive
Cottonwood, AZ 86326
Phone 928-649-3201
Fax 928-649-3970




MBS SIX PAK*

FOR USE WITH: MBS-1, MBS-1722

*LASER BORE SIGHT NOT INCLUDED

Kit Includes:



6 89706 21058 8

MBS-PAK
U.S. Patent No. 8,695,266



Printed on
recycled paper